

Fees Payment Steps for Students short listed on the merit list only

Please Note: These steps are only for those candidates whose name appear on the merit list

- 1) Payment should be made only after you are given the Temporary Admission Receipt***
- 2) The amount as mentioned on the Temporary Admission Receipt should be paid***
- 3) Payment should be made within the stipulated time***
- 4) The Bill Book No as given on the Temporary Admission Receipt should be correctly mentioned while making the payment***

Please follow the steps carefully, in case of any confusion write to:

loretocollegeadmissions@gmail.com

Payment Link: <https://www.onlinesbi.sbi/sbicollect/icollecthome.htm?corpID=639858>

Fees Payment Steps for Students short listed on the merit list only

SELECT M.A. Admission and Semester-1 option (the 3rd last option in the list)

SBI SB Collect

[HOME](#) [TRANSACTION HISTORY](#) [FAQ'S](#) [CUSTOMER SUPPORT](#)

Payment Progress

Select Payee → **Enter Payment Details** → Verify Payment Details → Complete Payment → Print Receipt

LORETO COLLEGE 0071

Enter Payment Details

Payment Category*: --Select any Category--

Back

Fees Payment Steps for Students short listed on the merit list only

Enter your details (enter the actual system generated Bill Book no on your temporary admission receipt)

Enter Payment Details

Payment Category*: MA Admission and Semester-1

Bill Book No * PG267

Name * STUDENT NAME

Admission Fee * 3000
Fixed:Rs.3000

University Registration Fee * 0

Tuition Fees * 6000
Fixed:Rs.6000

Semester Fees * 12000
Fixed:Rs.12000

Remarks :

• Please enter your correct Bill Book No

Enter Your Details

Individual Organisation / Corporate

Fees Payment Steps for Students short listed on the merit list only

Note:

- University Registration Fee will be Rs 200/- for Students from Other Universities
- University Registration Fee will be 0/- for Students from University of Calcutta

Please select the correct option from the drop down list

Fees Payment Steps for Students short listed on the merit list only

Fill in the details correctly



LORETO COLLEGE | 7, MIDDLETON ROW, , KOLKATA-700071

Enter Payment Details

Payment Category* : MA Admission and Semester-1 ▼

Bill Book No * PG267

Name * STUDENT NAME

Admission Fee * 3000
Fixed:Rs.3000

University Registration Fee * 0 ▼

Tuition Fees * 6000
Fixed:Rs.6000

Semester Fees * 12000
Fixed:Rs.12000

Remarks :

- Please enter your correct Bill Book No

Fees Payment Steps for Students short listed on the merit list only

Enter the remaining details and security code and click next

Enter Your Details

Individual Organisation / Corporate

Name * :

Date of Birth * :

Mobile No * :

Email ID :

On successful completion of payment, you will receive the transaction reference number on this mobile number

On successful completion of payment, you will receive the transaction reference number on this email ID


I have read and agreed to the [Terms & Conditions](#)

Enter the text as shown in the image * :

Select one of the Captcha options *

Image Captcha

Audio Captcha



Back


Reset

Next

Fees Payment Steps for Students short listed on the merit list only

Confirm and click on next

Verify Payment Details

 **LORETO COLLEGE**

Payment Details

Payment Category :	MA Admission and Semester-1	Total Amount : INR 21,000.00
Bill Book No:	PG267	
Name:	STUDENT NAME	
Admission Fee:	3000	
University Registration Fee:	0	
Tuition Fees:	6000	
Semester Fees:	12000	
Remarks :		

[Back](#) [Next](#)

Fees Payment Steps for Students short listed on the merit list only

Select the mode of payment. For payment through **Net banking / Debit /Credit Card /UPI**, choose your suitable option. **For payment by cash in any State Bank of India branch, click 'SBI BRANCH'**

The screenshot displays a payment progress bar at the top with five steps: 'Select Payee' (checked), 'Enter Payment Details' (checked), 'Verify Payment Details' (checked), 'Complete Payment' (active), and 'Print Receipt' (disabled). Below this are three main sections: 'Net Banking' with 'State Bank of India' (Bank Charges: 11.8) and 'Other Banks Internet Banking' (Bank Charges: 17.7); 'Card Payments' with a note 'This payment mode is not available between 23:30 hours IST and 00:30 hours IST' and options for 'Rupay Debit Card' (Bank Charges: 0.0) and 'Credit Cards' (Bank Charges: 12.98); and 'Other Payment Modes' with 'Branch' (Bank Charges: 59.0), 'NEFT/RTGS' (Bank Charges: 15.0), and 'UPI' (Bank Charges: 0.0). A note for UPI states 'UPI is not available between 22:30 hours IST and 23:30 hours IST'. Arrows from the text above point to the 'State Bank of India' option, the 'UPI' option, and the 'Branch' option.

Payment Progress

Select Payee ✓ → Enter Payment Details ✓ → Verify Payment Details ✓ → Complete Payment (Active) → Print Receipt

Net Banking

- State Bank of India
Bank Charges: 11.8
[Click Here](#)
- Other Banks Internet Banking
Bank Charges: 17.7
[Click Here](#)

Card Payments

This payment mode is not available between 23:30 hours IST and 00:30 hours IST

- Rupay Debit Card
Bank Charges: 0.0
[Click Here](#)
- Credit Cards
Bank Charges: 12.98
[Click Here](#)

Other Payment Modes

- Branch
Bank Charges: 59.0
[Click Here](#)
- NEFT/RTGS
Bank Charges: 15.0
[Click Here](#)
- UPI
Bank Charges: 0.0
[Click Here](#)

UPI is not available between 22:30 hours IST and 23:30 hours IST

Fees Payment Steps for Students short listed on the merit list only

If you want to pay by cash then select State Bank of India branch, click 'SBI BRANCH' (red circle)

Payment Progress

Net Banking

 State Bank of India Bank Charges: 11.8 Click Here	 Other Banks Internet Banking Bank Charges: 17.7 Click Here
---	--

Card Payments

This payment mode is not available between 23:30 hours IST and 00:30 hours IST

 Rupay Debit Card Bank Charges: 0.0 Click Here	 Credit Cards Bank Charges: 12.98 Click Here
---	---

Other Payment Modes

 Branch Bank Charges: 59.0 Click Here	 NEFT/RTGS Bank Charges: 15.0 Click Here	<p>UPI is not available between 22:30 hours IST and 23:30 hours IST</p> UPI Bank Charges: 0.0 Click Here
--	---	---

Fees Payment Steps for Students short listed on the merit list only

This page is displayed when you want to pay through ‘**State Bank BRANCH**’. Click the link ‘ Click here to save....’ to generate the Pre Acknowledgement Payment Form which, along with the cash shown in the aforesaid Payment Form, will be accepted in any branch of State Bank of India. A sample of the Pre Acknowledgement Payment Form is shown in the next page. **Click on the Download icon shown in red to download the challan**



Payment details captured successfully.

Please print & submit the Pre Acknowledgement Payment form to the Branch for payment.


Reference No :	DUK9676445	Date of Payment :	
Amount :	INR 300	Convenience Charges :	
Transaction Charge :	INR 59.00	Remarks :	
Total Payable :	INR 359.00		

Form Number :	1224	Name :	Ramesh Jaiswal
Date of Birth :	30/11/2000	Father / Mother Name :	Ranjit Jaiswal
Mobile :	9123548795	Application Fees :	300
Payee :	LORETO COLLEGE	Payment Category:	Online Application Fees
Department :	Educational	Email ID:	
Mobile No:	9123587954		

Download

Fees Payment Steps for Students short listed on the merit list only

To re-print payment receipt click on Transaction History

SB Collect
[HOME](#) [TRANSACTION HISTORY](#) [FAQ'S](#) [CUSTOMER SUPPORT](#)

Transaction History


By OTP By Date Range By SBCollect Reference Number starting with DU

Reference Number * : _____

 Mobile No * : _____ Enter the text as shown in the image * : _____

Please enter the mobile no provided at the time of payment

Select one of the Captcha options*
 Image Audio
Captcha Captcha



Transaction Details

(In Case of payment mode as Branch/NEFT/RTGS, Please submit the payment challan at your branch)

Reference No	Payee Name	Transaction Date	Payment Mode	Amount(₹)	Transaction Status	Download
No data available in table						

Showing 0 to 0 of 0 entries

Fees Payment Steps for Students short listed on the merit list only

Click By SB Collect Reference Number, enter the reference number , Mobile No, security code and submit

SBI SB Collect

HOME [TRANSACTION HISTORY](#) FAQ'S CUSTOMER SUPPORT

Transaction History

By OTP By Date Range **By SBCollect Reference Number starting with DU**

Reference Number * _____


Mobile Number **DOB** **Mobile No *** _____

Please enter the mobile no provided at the time of payment

Enter the text as shown in the image * _____

Select one of the Captcha options*

Image Audio
Captcha Captcha



Submit

Transaction Details

(In Case of payment mode as Branch/NEFT/RTGS, Please submit the payment challan at your branch)

Reference No	Payee Name	Transaction Date	Payment Mode	Amount(₹)	Transaction Status	Download
No data available in table						

Showing 0 to 0 of 0 entries