

Step 1: Select the red-marked checkbox and click 'Proceed'



Products & Services [Know More](#)

STATE BANK COLLECT
A MULTI-MODAL PAYMENT PORTAL

DISCLAIMER CLAUSE

डिस्क्लेमर क्लॉज़ हिंदी में देखने हेतु [यहां क्लिक करें](#).
[Click here](#) to view the disclaimer clause in Hindi.

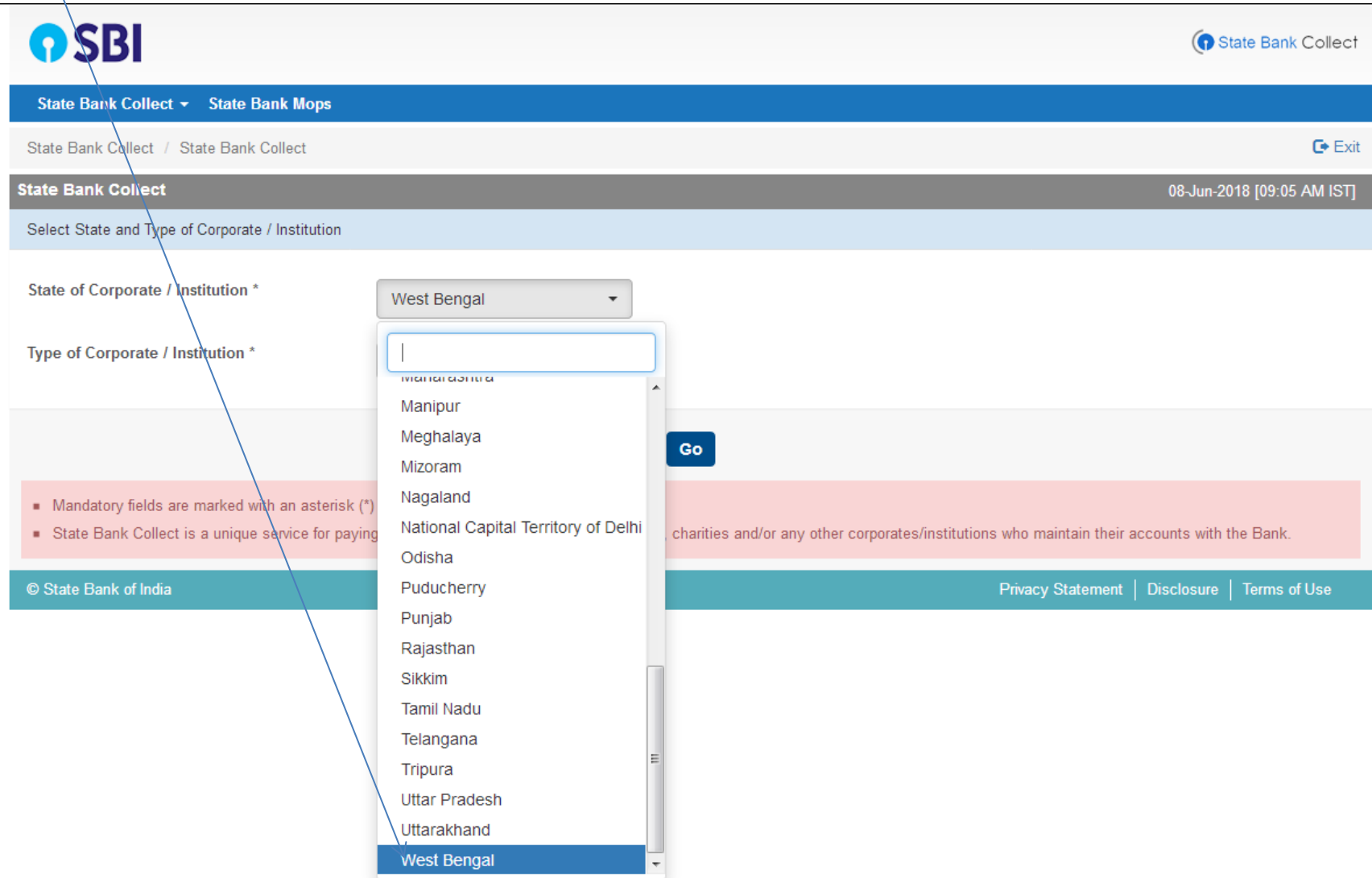
Terms Used:

- ▶ **Corporate Customer:** Firm/Company/Institution (F/C/I) collecting payment from their beneficiaries.
- ▶ **User:** The beneficiary making a payment to F/C/I for the services/goods availed.
- ▶ Bank shall not be responsible, in any way, for the quality or merchantability of any product/merchandise or any of the services related thereto, whatsoever, offered to the User by the Corporate Customer. Any disputes regarding the same or delivery of the Service or otherwise will be settled between Corporate Customer and the User and Bank shall not be a party to any such dispute. Any request for refund by the User on any grounds whatsoever should be taken up directly with the Corporate Customer and the Bank will not be concerned with such a request.
- ▶ Bank takes no responsibility in respect of the services provided and User shall not be entitled to make any claim against the Bank for deficiency in the services provided by the Corporate Customer.
- ▶ The User shall not publish, display, upload or transmit any information prohibited under Rule 3(2) of the Information Technology (Intermediaries guidelines) Rules, 2011.
- ▶ In case of non-compliance of the terms and conditions of usage by the User, the Bank has the right to immediately terminate the access or usage rights of the User to the computer resource of the Bank and remove the non-compliant information.

☒ I have read and accepted the terms and conditions stated above.
(Click Check Box to proceed for payment.)

Proceed

Step 2: Select the State as **West Bengal**



The screenshot shows the SBI State Bank Collect web interface. At the top, the SBI logo is on the left, and 'State Bank Collect' is on the right. Below this is a blue navigation bar with 'State Bank Collect' and 'State Bank Mops'. A breadcrumb trail shows 'State Bank Collect / State Bank Collect' with an 'Exit' link. A grey header bar displays 'State Bank Collect' and the date/time '08-Jun-2018 [09:05 AM IST]'. The main content area has a light blue header 'Select State and Type of Corporate / Institution'. Below this are two required fields: 'State of Corporate / Institution *' and 'Type of Corporate / Institution *'. The 'State of Corporate / Institution *' dropdown menu is open, showing a list of Indian states and territories. 'West Bengal' is highlighted at the bottom of the list. A 'Go' button is to the right of the dropdown. A red notice box contains two bullet points: 'Mandatory fields are marked with an asterisk (*)' and 'State Bank Collect is a unique service for paying charities and/or any other corporates/institutions who maintain their accounts with the Bank.' The footer includes '© State Bank of India' on the left and 'Privacy Statement | Disclosure | Terms of Use' on the right.

SBI

State Bank Collect

State Bank Collect ▾ State Bank Mops

State Bank Collect / State Bank Collect [Exit](#)

State Bank Collect 08-Jun-2018 [09:05 AM IST]

Select State and Type of Corporate / Institution

State of Corporate / Institution *

Type of Corporate / Institution *

West Bengal

Go

■ Mandatory fields are marked with an asterisk (*)

■ State Bank Collect is a unique service for paying charities and/or any other corporates/institutions who maintain their accounts with the Bank.

© State Bank of India

[Privacy Statement](#) | [Disclosure](#) | [Terms of Use](#)

Step 3: Select the Type of Institution as **Educational Institution**

The screenshot displays the SBI State Bank Collect portal. At the top, the SBI logo is on the left, and 'State Bank Collect' is on the right. Below this is a blue navigation bar with 'State Bank Collect' and 'State Bank Mops'. A breadcrumb trail shows 'State Bank Collect / State Bank Collect' with an 'Exit' link. A dark grey bar contains 'State Bank Collect' and the timestamp '08-Jun-2018 [09:05 AM IST]'. A light blue bar prompts the user to 'Select State and Type of Corporate / Institution'. The main form area has two dropdown menus: 'State of Corporate / Institution *' set to 'West Bengal' and 'Type of Corporate / Institution *' set to 'Educational Institutions'. The 'Type of Corporate / Institution *' dropdown is open, showing a list of options: '----- Select Type -----', 'Charitable Institutions', 'Commercial Services', 'Educational Institutions' (highlighted in blue), 'Govt Department', 'Hospital', 'Industry', 'Merchant', 'Others', 'PSU - PUBLIC SECTOR UNDERTAKING', and 'Recruitment'. A red box highlights the first two items in the list. A 'Go' button is to the right of the dropdowns. A red banner at the bottom of the form area contains the text: 'Mandatory fields are marked with an asterisk (*)', 'State Bank Collect is a unique service for paying', and 's, charities and/or any other corporates/institutions who maintain their accounts with the Bank.' The footer includes '© State Bank of India' on the left and 'Privacy Statement | Disclosure | Terms of Use' on the right.

SBI State Bank Collect

State Bank Collect ▾ State Bank Mops

State Bank Collect / State Bank Collect [Exit](#)

State Bank Collect 08-Jun-2018 [09:05 AM IST]

Select State and Type of Corporate / Institution

State of Corporate / Institution * West Bengal ▾

Type of Corporate / Institution * Educational Institutions ▾

----- Select Type -----

- Charitable Institutions
- Commercial Services
- Educational Institutions**
- Govt Department
- Hospital
- Industry
- Merchant
- Others
- PSU - PUBLIC SECTOR UNDERTAKING
- Recruitment

Go

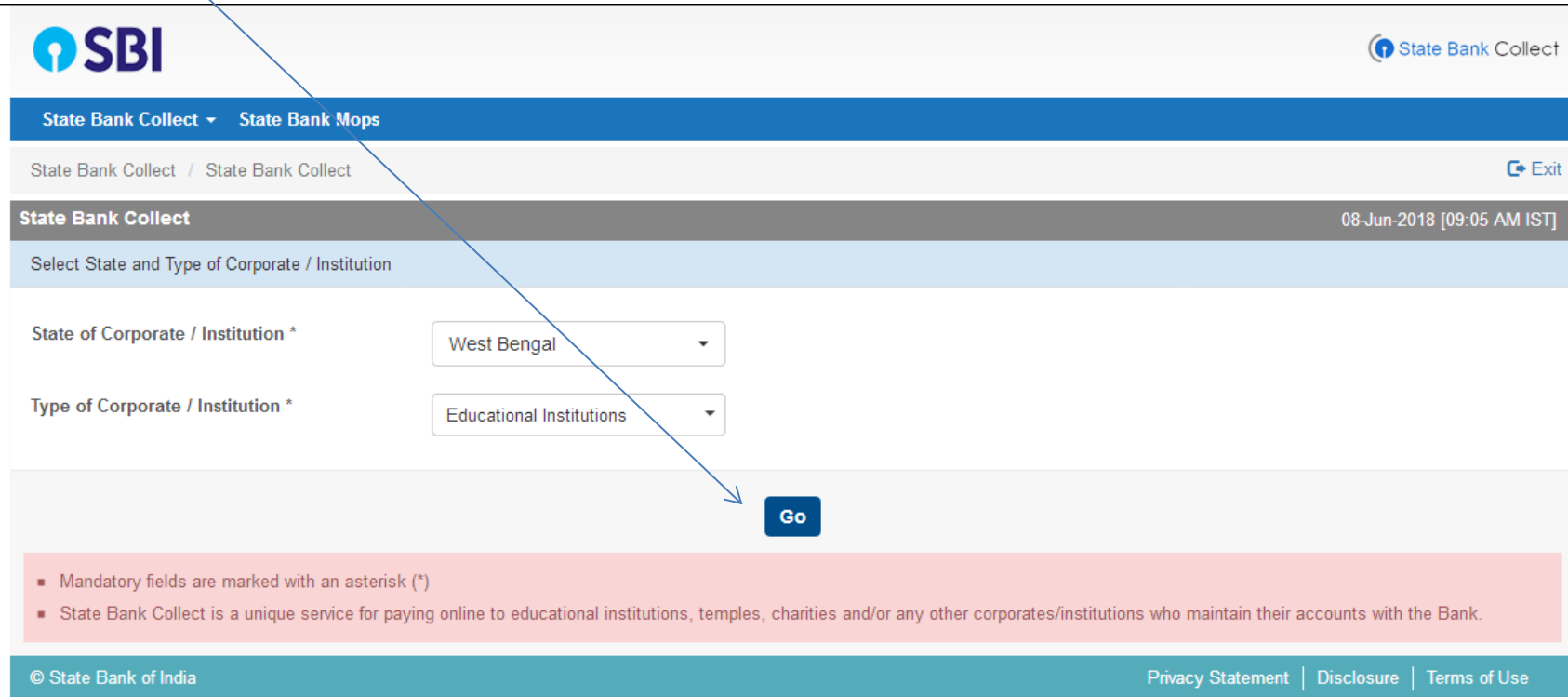
■ Mandatory fields are marked with an asterisk (*)

■ State Bank Collect is a unique service for paying

s, charities and/or any other corporates/institutions who maintain their accounts with the Bank.

© State Bank of India Privacy Statement | Disclosure | Terms of Use

Step 4: Click on the Go Button



The screenshot displays the SBI State Bank Collect interface. At the top left is the SBI logo, and at the top right is the 'State Bank Collect' header. Below this is a blue navigation bar with 'State Bank Collect' and 'State Bank Mops'. A breadcrumb trail shows 'State Bank Collect / State Bank Collect' with an 'Exit' link. A dark grey bar indicates the date and time: '08-Jun-2018 [09:05 AM IST]'. The main content area has a light blue header 'State Bank Collect' and a sub-header 'Select State and Type of Corporate / Institution'. Two dropdown menus are present: 'State of Corporate / Institution *' with 'West Bengal' selected, and 'Type of Corporate / Institution *' with 'Educational Institutions' selected. A blue 'Go' button is positioned below these menus, with a blue arrow pointing to it from the text 'Step 4: Click on the Go Button'. A red notice box contains two bullet points: 'Mandatory fields are marked with an asterisk (*)' and 'State Bank Collect is a unique service for paying online to educational institutions, temples, charities and/or any other corporates/institutions who maintain their accounts with the Bank.' The footer includes '© State Bank of India' and links for 'Privacy Statement', 'Disclosure', and 'Terms of Use'.

SBI

State Bank Collect

State Bank Collect ▾ State Bank Mops

State Bank Collect / State Bank Collect [Exit](#)

State Bank Collect 08-Jun-2018 [09:05 AM IST]

Select State and Type of Corporate / Institution

State of Corporate / Institution * West Bengal ▾

Type of Corporate / Institution * Educational Institutions ▾

Go

- Mandatory fields are marked with an asterisk (*)
- State Bank Collect is a unique service for paying online to educational institutions, temples, charities and/or any other corporates/institutions who maintain their accounts with the Bank.

© State Bank of India [Privacy Statement](#) | [Disclosure](#) | [Terms of Use](#)

Step 5: Select Education Institution Name as **Loreto College** from the list

The screenshot displays the State Bank Collect portal interface. At the top, the SBI logo is on the left, and 'State Bank Collect' is on the right. Below this is a blue navigation bar with 'State Bank Collect' and 'State Bank Mops'. A breadcrumb trail shows 'State Bank Collect / State Bank Collect', and an 'Exit' button is on the right. A grey bar indicates the date and time: '08-Jun-2018 [09:15 AM IST]'. The main content area has a header 'Select from Educational Institutions'. Below this, the label 'Educational Institutions Name *' is next to a dropdown menu. The dropdown is open, showing a list of institutions. 'LORETO COLLEGE' is highlighted in blue. A blue arrow points from the text 'Loreto College' in the step instruction to this highlighted option. A red message box states: 'Mandatory fields are marked with an asterisk (*)'. The footer contains '© State Bank of India' on the left and links for 'Privacy Statement', 'Disclosure', and 'Terms of Use' on the right.

State Bank Collect State Bank Mops

State Bank Collect / State Bank Collect Exit

State Bank Collect 08-Jun-2018 [09:15 AM IST]

Select from Educational Institutions

Educational Institutions Name *

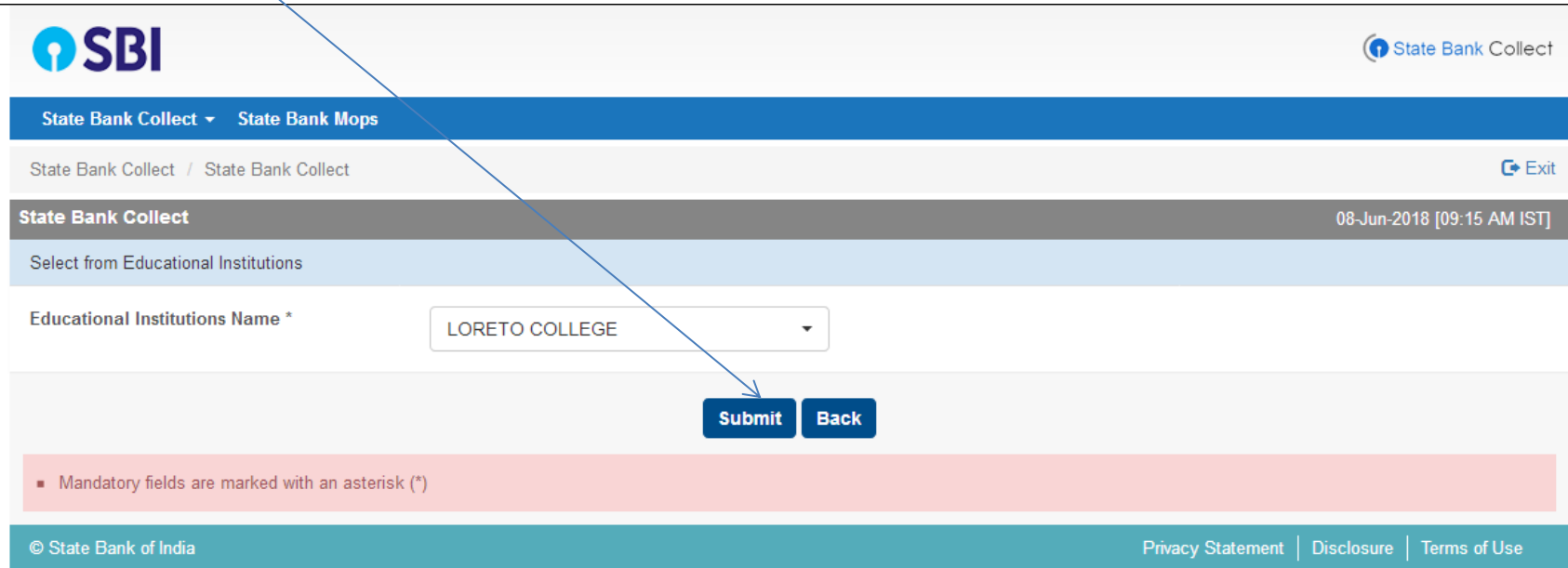
LORETO COLLEGE

KIDS LOVEDALE
KINGSTON EDUCATIONAL INSTITUTE
KRISHNA CHANDRA COLLEGE
KRISHNAGAR WOMEN'S COLLEGE ADMISSION
KVA EDUCARE LLP
LORETO COLLEGE
M/S KIDZEE BARASAT
MADHYAMGRAM B.ED. COLLEGE (M.ED COURSE)
MADHYAMGRAM B.ED. COLLEGE(B.ED AND D.E.)
MAGRAHAT COLLEGE
MAHAMMAD MINORITY COLLEGE
MAHARAJA NANDAKUMAR MAHAVIDYALAYA
MAHASIN B.ED. COLLEGE
MAHULASRIRAMKRISHNANTEACHERSTRAINING
MALDACOLLEGE
MAMATA SHANKAR BALLET TROUPE

Mandatory fields are marked with an asterisk (*)

© State Bank of India Privacy Statement | Disclosure | Terms of Use

Step 6: Click on the **Submit** Button



The screenshot displays the State Bank Collect portal interface. At the top left is the SBI logo, and at the top right is the 'State Bank Collect' header. Below this is a blue navigation bar with 'State Bank Collect' and 'State Bank Mops'. A breadcrumb trail shows 'State Bank Collect / State Bank Collect' with an 'Exit' link. A dark grey bar indicates the date and time: '08-Jun-2018 [09:15 AM IST]'. The main content area has a light blue header 'Select from Educational Institutions'. Below this is a form with the label 'Educational Institutions Name *' and a dropdown menu currently showing 'LORETO COLLEGE'. At the bottom of the form are two buttons: 'Submit' and 'Back'. A blue arrow points from the text 'Step 6: Click on the Submit Button' to the 'Submit' button. A red banner at the bottom of the form area states: 'Mandatory fields are marked with an asterisk (*)'. The footer contains '© State Bank of India' and links for 'Privacy Statement', 'Disclosure', and 'Terms of Use'.

SBI

State Bank Collect

State Bank Collect ▾ State Bank Mops

State Bank Collect / State Bank Collect [Exit](#)

State Bank Collect 08-Jun-2018 [09:15 AM IST]

Select from Educational Institutions

Educational Institutions Name *

[Submit](#) [Back](#)

■ Mandatory fields are marked with an asterisk (*)

© State Bank of India [Privacy Statement](#) | [Disclosure](#) | [Terms of Use](#)

Step 7: Please select Payment Category as **Online Application Fees** and then click Submit


SBI State Bank Collect

State Bank Collect ▾ State Bank Mops

State Bank Collect / State Bank Collect

State Bank Collect

09-Aug-2020 [10:10 PM IST]

 LORETO CONVENT
7, MIDDLETON ROAD

Provide details of payment

Select Payment Category *

- B.ED. 2nd yr Annual and Q1
- B.ED. Admission and Q1
- MA 1st Yr Annual Fees
- MA 2nd Yr Annual Fees
- MA Exam Fees
- MA Full Year Fees
- MA Q1 July - December
- MA Q1-Q2 July - June
- MA Q2 January - June
- Miscellaneous Payments
- Online Application Fees**
- Q1 July-Oct

-- Select Category --

■ Mandatory fields are marked with an asterisk (*)
■ The payment structure document if available will contain detailed instructions about the online payment process.
■ Date specified(if any) should be in the format of 'ddmmyyy'. Eg., 02082008

© State Bank of India Privacy Statement | Disclosure | Terms of Use

Step 8: The Following Form will appear, Kindly fill in the details and Click the Submit Button

Provide details of payment

Select Payment Category *

Online Application Fees

Form Number *

0001

Name *

S Banerjee

Date of Birth *

20/4/2002

Father / Mother Name *

M Banerjee

Mobile *

1234567891

Application Fees *

150

Fixed:Rs.150

Remarks

Please enter your correct Form Number

Fees once paid will not be refunded

Please enter your Name, Date of Birth (For Personal Banking) / Incorporation (For Corporate Banking) & Mobile Number.
This is required to reprint your e-receipt / remittance(PAP) form, if the need arises.

Name *

S Banerjee

Date Of Birth / Incorporation *

20/4/2002

Mobile Number *

1234567891

Email Id

Enter the text as shown in the image *

E9587

E9587

Submit



Reset

Back


Note:

- You should pay only after submitting your application form online and enter your correct form no.
- Enter your name, DOB, Father / Mother name , Mobile No


Step 9: Verify your details and click on the **Confirm Button** to proceed for payment



State Bank Collect ▾ State Bank Mops

State Bank Collect / State Bank Collect  Exit

State Bank Collect 13-Aug-2020 [08:03 PM IST]



LORETO COLLEGE
7, MIDDLETON ROW, , KOLKATA-700071

Verify details and confirm this transaction

Category	Online Application Fees
Form Number	0001
Name	S Banerjee
Date of Birth	20/4/2002
Father / Mother Name	M Banerjee
Mobile	1234567891
Application Fees	150
Total Amount	INR 150.00
Remarks	



▪ Please ensure that you are making the payment to the correct payee.

Confirm


Cancel

© State Bank of India Privacy Statement | Disclosure | Terms of Use


Step 10: Verify your details and click on the **Confirm Button** to proceed for payment



State Bank Collect ▾ State Bank Mops

State Bank Collect / State Bank Collect 

State Bank Collect 13-Aug-2020 [08:03 PM IST]



LORETO COLLEGE
7, MIDDLETON ROW, , KOLKATA-700071

Verify details and confirm this transaction

Category	Online Application Fees
Form Number	0001
Name	S Banerjee
Date of Birth	20/4/2002
Father / Mother Name	M Banerjee
Mobile	1234567891
Application Fees	150
Total Amount	INR 150.00
Remarks	

▪ Please ensure that you are making the payment to the correct payee.

Confirm

Cancel

© State Bank of India [Privacy Statement](#) | [Disclosure](#) | [Terms of Use](#)

Step 10: Select the mode of payment. For payment through Net banking / Debit /Credit Card /NEFT, choose your suitable option. **For payment by cash in any State Bank of India branch, click ‘SBI BRANCH’**

NET BANKING

CARD PAYMENT

CASH PAYMENT

NEFT

The screenshot displays the payment mode selection interface of the State Bank of India. It is organized into three main sections: Net Banking, Card Payments, and Other Payments Modes. Arrows from the labels above point to specific options: 'NET BANKING' points to 'State Bank of India' in the Net Banking section; 'CARD PAYMENT' points to 'State Bank ATM-cum-Debit Card' in the Card Payments section; 'CASH PAYMENT' points to 'SBI Branch' in the Other Payments Modes section; and 'NEFT' points to 'NEFT/RTGS' in the Other Payments Modes section.

Section	Payment Mode	Bank Charges	Status	Action
Net Banking	State Bank of India	Rs 11.8	Available	CLICK HERE
	Other Banks Internet Banking	Rs 17.7	Available	CLICK HERE
Card Payments	State Bank ATM-cum-Debit Card	Rs 0.0	Available	CLICK HERE
	Other Bank Debit Cards	Rs 0.0	Available	CLICK HERE
	Credit Cards	Rs 12.98	Available	CLICK HERE
	Prepaid Card	---	NOT ENABLED	NOT ENABLED
Other Payments Modes	Foreign Card	---	NOT ENABLED	NOT ENABLED
	UPI	---	NOT ENABLED	NOT ENABLED
	NEFT/RTGS	Rs 15.0	Available	CLICK HERE
Other Payments Modes	SBI Branch	Rs 59.0	Available	CLICK HERE

UPI is not available between 22:30 hours IST and 23:30 hours IST

© State Bank of India

Site best viewed in IE 10+, Mozilla 30+, Google Chrome 30+



If you want to pay by cash then select State Bank of India branch, click ‘SBI BRANCH’ (red circle)

The screenshot displays the State Bank of India Net Banking interface. It is organized into three main sections: Net Banking, Card Payments, and Other Payments Modes.


- Net Banking:** Contains two options: 'State Bank of India' (Bank Charges: Rs 11.8) and 'Other Banks Internet Banking' (Bank Charges: Rs 17.7). Both have 'CLICK HERE' buttons.
- Card Payments:** Includes a warning: 'This payment mode is not available between 23:30 hours IST and 00:30 hours IST'. It lists six options: 'State Bank ATM-cum-Debit Card' (Rs 0.0), 'Other Bank Debit Cards' (Rs 0.0), 'Credit Cards' (Rs 12.98), 'Prepaid Card' (NOT ENABLED), 'Foreign Card' (NOT ENABLED), and 'Credit Cards' (Rs 12.98). The first three have 'CLICK HERE' buttons, while the last two are marked 'NOT ENABLED'.
- Other Payments Modes:** Includes a warning: 'UPI is not available between 22:30 hours IST and 23:30 hours IST'. It lists three options: 'UPI' (NOT ENABLED), 'NEFT/RTGS' (Rs 15.0), and 'SBI Branch' (Rs 59.0). The first is marked 'NOT ENABLED', the second has a 'CLICK HERE' button, and the third is circled in red with a 'CLICK HERE' button.

At the bottom, the footer shows '© State Bank of India' on the left and 'Site best viewed in I.E 10 - Mozilla 30 - Google Chrome 30' on the right.

This page is displayed when you want to pay through 'State Bank BRANCH'. Click the link 'Click here to save....' to generate the Pre Acknowledgement Payment Form which, along with the cash shown in the aforesaid Payment Form, will be accepted in any branch of State Bank of India. A sample of the Pre Acknowledgement Payment Form is shown in the next page. **Click on the PDF icon shown in red to download the challan**



State Bank Collect ▾ State Bank Mops

State Bank Collect / State Bank Collect 


State Bank Collect 13-Aug-2020 [08:04 PM IST]

Payment details captured successfully.

Please print & submit the Pre Acknowledgement Payment form to the Branch for payment.

Payment Details :

SBCollect Reference Number	DUD3397863
Category	Online Application Fees
Form Number	0001
Name	S Banerjee
Date of Birth	20/4/2002
Father / Mother Name	M Banerjee
Mobile	1234567891
Application Fees	150
Transaction Charge	INR 59.00
Total Amount	INR 209.00
Remarks	

 Click here to save the Pre-Acknowledgement Form in PDF

[Return to State Bank Collect Home Page](#)

e-Receipts will be available after 30 minutes

© State Bank of India Privacy Statement | Disclosure | Terms of Use

1 of 1

Automatic Zoom

State Bank Collect

Depositor Copy

Pre Acknowledgement Payment(PAP) Form for Payment through any SBI Branch

Date: 13-08-2020

Beneficiary/Remittance Details		
State Bank Collect Reference No.	DUD3397963	
Beneficiary:	LORETO COLLEGE	
Category:	Online Application Fees	
Last Date of Payment:	31-12-2020 23:45	
Remitter	S Banerjee	
	Rs	
Collection Amount		150.00
Comission		59.00
Total (Rupees Two Hundred Nine Only)		209.00
Details of Cash / Cheques		
	Rs	p
Total Rs		

Instructions for Depositor: This is not an e-receipt. After payment, please visit www.onlinesbi.com > 'State Bank Collect' and click on the hyperlink at the bottom of the page to generate the e-receipt.

(To be Filled in by the Bank)

Journal No: DUD3397963

Branch Name:

Branch Code:

Deposit Date:

Branch Stamp

Authorised Signatory

State Bank Collect

Branch Copy

Pre Acknowledgement Payment(PAP) Form for Payment through any SBI Branch

Branch Teller Use SCR 008765 Deposit > Fee Collection > State Bank Collect

Date: 13-08-2020

Beneficiary/Remittance Details		
State Bank Collect Reference No.	DUD3397963	
Beneficiary:	LORETO COLLEGE	
Category:	Online Application Fees	
Last Date of Payment:	31-12-2020 23:45	
Remitter	S Banerjee	
	Rs	
Collection Amount		150.00
Comission		59.00
Total (Rupees Two Hundred Nine Only)		209.00
Mode of Payment (Choose Either Cash / Cheque)		
Cash	<input type="checkbox"/>	PAN:
Please quote your PAN for Cash remittance >= Rs. 50,000		
Cash Notes		Amount
		Rs p
	*2000	
	*500	
	*200	
	*100	
	*50	
	*20	
	*10	
	Coins	
	Total Rs	

Cheque ☐

Cheque No:

Cheque Date:

Drawee Bank: State Bank of India (other bank cheques not accepted under PAP)



Branch:

Signature of the Depositor

Space for Bank use

Branch Stamp

To Reprint Online Receipt: CLICK ON PAYMENT HISTORY



State Bank Collect ▾

State Bank Mops

State Bank Collect

Collect

Exit

S

Reprint Remittance Form

13-Jun-2018 [01:37 PM IST]

Payment History

/ Institution

State of Corporate / Institution *

----- Select State ----- ▾

Type of Corporate / Institution *

----- Select Type ----- ▾

Go

■ Mandatory fields are marked with an asterisk (*)

■ State Bank Collect is a unique service for paying online to educational institutions, temples, charities and/or any other corporates/institutions who maintain their accounts with the Bank.

© State Bank of India

Privacy Statement | Disclosure | Terms of Use

javascript:callURL('/sbicollect/sbclink/paymenthistory.htm')

To print e-receipt, click 'INB Reference Number' option and fill in the 'DU Reference Number' as seen in your 'Pre Acknowledgement Payment Form' and your Date of Birth / Mobile Number. Click the 'Go' button and print the e-receipt.

State Bank Collect

08-Jun-2018 [09:42 AM IST]

☐ Select a date range to view details of previous payments

Date of Birth *

(Date provided at the time of making payment)

Mobile Number(Enter 10 - digit) *

(Mobile Number provided at the time of making payment)

Start Date *

End Date *

8/6/2018

☒ Enter the INB Reference Number (Starting with 'DU') & DOB/Mobile Number to view a specific payment

DU Reference Number *

DU98452123

(As appearing in your pass book/statement in the narration pertaining to the transaction)

Date of Birth *

3/6/1999

(Date provided at the time of making payment)

OR

Mobile Number(Enter 10 - digit) *

(Mobile Number provided at the time of making payment)

Enter the text as shown in the image *

12B8A|

12B8A

Go