

***Fees Payment Steps for Students short listed on the merit list only***

***Please Note: These steps are only for those candidates whose name appear on the merit list***

- 1) Payment should be made only after you generate the Temporary Admission Receipt***
- 2) The amount as mentioned on the Temporary Admission Receipt should be paid***
- 3) Payment should be made within the stipulated time***
- 4) The Bill Book No. on the Temporary Admission Receipt should be correctly mentioned while making the payment***

***Please follow the steps carefully, in case of any confusion write to:***

***[loretocollegeadmissions@gmail.com](mailto:loretocollegeadmissions@gmail.com)***

***Payment Link: <https://www.onlinesbi.sbi/sbicollect/icollecthome.htm?corpID=639858>***

## Fees Payment Steps for Students short listed on the merit list only

Click on the BED Admission and Semester-1 option

The screenshot displays the SBI SB Collect interface. At the top, the SBI logo and navigation links (HOME, TRANSACTION HISTORY, FAQ'S, CUSTOMER SUPPORT) are visible. The main section, titled "Payment Progress", shows a sequence of five steps: "Select Payee" (completed with a green checkmark), "Enter Payment Details" (current step, indicated by a blue circle), "Verify Payment Details", "Complete Payment", and "Print Receipt". Below this progress bar, a dropdown menu is open, listing various payment categories. The option "BED Admission and Semester-1" is highlighted with a red oval. Other visible options include "BED Semester-3", "MA Admission and Semester-1", "MA Semester-3", and "M.A./ M.Sc. Psychology Admission and Sem-1". A "Back" button is located at the bottom right of the page.

SB Collect

HOME TRANSACTION HISTORY FAQ'S CUSTOMER SUPPORT

Payment Progress

Select Payee Enter Payment Details Verify Payment Details Complete Payment Print Receipt

LORETO COLLEGE

00071

Enter Payment Details

Payment Category\*

Back

## Fees Payment Steps for Students short listed on the merit list only

Enter your details (enter the actual system generated Bill Book no on your temporary admission receipt)



LORETO COLLEGE | 7, MIDDLETON ROW, , KOLKATA-700071

### Enter Payment Details

Payment Category\*: BED Admission and Semester-1

Bill Book No \* 2024001

Name \* STUDENT NAME

Department BED

Admission Fee \* 3000  
Fixed:Rs.3000

University Registration Fee \* --Select University Registration Fee--

University Sports Fee \* 40  
Fixed:Rs.40

Tuition Fees \* 1500  
Fixed:Rs.1500

Semester Fees \* 12000  
Fixed:Rs.12000

BED Practical Fees \* 1000

***Fees Payment Steps for Students short listed on the merit list only***

**Note:**

- University Registration will be Rs 200/- for Students from Other Universities outside West Bengal
- University Registration will be Rs 100/- for Students from Other Universities within West Bengal
- University Registration will be 0/- for Students from Calcutta University
- Only Students with Geography as the School Teaching subject should select Rs 1000/- for Geography Practical, all others should select it as Zero (0)

**Please select the correct option from the drop down list.**

## ***Fees Payment Steps for Students short listed on the merit list only***

	Fixed:Rs.3000
<b>University Registration Fee *</b>	--Select University Registration Fee--
<b>University Sports Fee *</b>	40
	Fixed:Rs.40
<b>Tuition Fees *</b>	1500
	Fixed:Rs.1500
<b>Semester Fees *</b>	12000
	Fixed:Rs.12000
<b>BED Practical Fees *</b>	1000
	Fixed:Rs.1000
<b>Geography Practical Fees *</b>	--Select Geography Practical Fees--
<b>Caution Money *</b>	0
<b>Remarks :</b>	1000

- Please enter your correct bill book number
- Students who are from Calcutta University should select zero for Registration Fees and students who do not have Geography should select zero for Geography Practical Fees


**Enter Your Details**

## Fees Payment Steps for Students short listed on the merit list only

Enter the remaining details and security code and click next

**Enter Your Details**

Individual  Organisation / Corporate


**Name \*** :  **Date of Birth \*** :  

**Mobile No \*** :  **Email ID :**

On successful completion of payment, you will receive the transaction reference number on this mobile number

On successful completion of payment, you will receive the transaction reference number on this email ID

I have read and agreed to the [Terms & Conditions](#)

**Enter the text as shown in the image \*** :  


Select one of the Captcha options \*

Image Captcha  Audio Captcha

## Fees Payment Steps for Students short listed on the merit list only

Confirm and click on next

Verify Payment Details

 **LORETO COLLEGE**

Payment Details

Payment Category :	BED Admission and Semester-1	Total Amount :INR 22,540.00
Bill Book No:	2024001	
Name:	STUDENT NAME	
Department:	BED	
Admission Fee:	3000	
University Registration Fee:	0	
University Sports Fee:	40	
Tuition Fees:	1500	
Semester Fees:	12000	
BED Practical Fees:	1000	
Geography Practical Fees:	0	
Caution Money:	5000	
Remarks :		

Back Next

## Fees Payment Steps for Students short listed on the merit list only

Select the mode of payment. For payment through **Net banking / Debit /Credit Card /NEFT/UPI**, choose your suitable option. **For payment by cash in any State Bank of India branch, click 'SBI BRANCH'**

The screenshot displays a payment progress bar at the top with five steps: 'Select Payee' (checked), 'Enter Payment Details' (checked), 'Verify Payment Details' (checked), 'Complete Payment' (active), and 'Print Receipt'. Below this are three sections: 'Net Banking' with 'State Bank of India' (Bank Charges: 11.8) and 'Other Banks Internet Banking' (Bank Charges: 17.7); 'Card Payments' with 'Rupay Debit Card' (Bank Charges: 0.0) and 'Credit Cards' (Bank Charges: 12.98); and 'Other Payment Modes' with 'Branch' (Bank Charges: 59.0), 'NEFT/RTGS' (Bank Charges: 15.0), and 'UPI' (Bank Charges: 0.0). A note states 'UPI is not available between 22:30 hours IST and 23:30 hours IST'. Arrows from the text above point to the 'State Bank of India' option, the 'UPI' option, and the 'SBI BRANCH' option.

**Payment Progress**

Select Payee → Enter Payment Details → Verify Payment Details → Complete Payment → Print Receipt

**Net Banking**

- State Bank of India  
Bank Charges: 11.8  
[Click Here](#)
- Other Banks Internet Banking  
Bank Charges: 17.7  
[Click Here](#)

**Card Payments**

This payment mode is not available between 23:30 hours IST and 00:30 hours IST

- Rupay Debit Card  
Bank Charges: 0.0  
[Click Here](#)
- Credit Cards  
Bank Charges: 12.98  
[Click Here](#)

**Other Payment Modes**

- Branch  
Bank Charges: 59.0  
[Click Here](#)
- NEFT/RTGS  
Bank Charges: 15.0  
[Click Here](#)
- UPI  
Bank Charges: 0.0  
[Click Here](#)

*UPI is not available between 22:30 hours IST and 23:30 hours IST*



## Fees Payment Steps for Students short listed on the merit list only

If you want to pay by cash then select State Bank of India branch, click 'SBI BRANCH' (red circle)

Payment Progress

Select Payee → Enter Payment Details → Verify Payment Details → Complete Payment → Print Receipt

Net Banking

- State Bank of India**  
Bank Charges: 11.8  
[Click Here](#)
- Other Banks Internet Banking**  
Bank Charges: 17.7  
[Click Here](#)

Card Payments

This payment mode is not available between 23:30 hours IST and 00:30 hours IST

- Rupay Debit Card**  
Bank Charges: 0.0  
[Click Here](#)
- Credit Cards**  
Bank Charges: 12.98  
[Click Here](#)

Other Payment Modes

- Branch**  
Bank Charges: 59.0  
[Click Here](#)
- NEFT/RTGS**  
Bank Charges: 15.0  
[Click Here](#)
- UPI**  
Bank Charges: 0.0  
[Click Here](#)

*UPI is not available between 22:30 hours IST and 23:30 hours IST*

## Fees Payment Steps for Students short listed on the merit list only

This page is displayed when you want to pay through 'State Bank BRANCH'. Click the link 'Click here to save....' to generate the Pre Acknowledgement Payment Form which, along with the cash shown in the aforesaid Payment Form, will be accepted in any branch of State Bank of India. A sample of the Pre Acknowledgement Payment Form is shown in the next page. **Click on the Download icon shown in red to download the challan**



Payment details captured successfully.

Please print & submit the Pre Acknowledgement Payment form to the Branch for payment.

Reference No :	DUK9676445	Date of Payment :	
Amount :	INR 300	Convenience Charges :	
Transaction Charge :	INR 59.00	Remarks :	
Total Payable :	INR 359.00		


Form Number :	1224	Name :	Ramesh Jaiswal
Date of Birth :	30/11/2000	Father / Mother Name :	Ranjit Jaiswal
Mobile :	9123548795	Application Fees :	300
Payee :	LORETO COLLEGE	Payment Category:	Online Application Fees
Department :	Educational	Email ID:	
Mobile No:	9123587954		

Download



## Fees Payment Steps for Students short listed on the merit list only

To re-print payment receipt click on Transaction History

SB Collect  
[HOME](#) [TRANSACTION HISTORY](#) [FAQ'S](#) [CUSTOMER SUPPORT](#)

### Transaction History

By OTP     By Date Range     By SBCollect Reference Number starting with DU

Reference Number \* : \_\_\_\_\_


Mobile Number  DOB  Mobile No \* : \_\_\_\_\_

Please enter the mobile no provided at the time of payment

Enter the text as shown in the image \* : \_\_\_\_\_

Select one of the Captcha options\*

Image     Audio  
Captcha    Captcha



### Transaction Details

( In Case of payment mode as Branch/NEFT/RTGS, Please submit the payment challan at your branch)

Reference No	Payee Name	Transaction Date	Payment Mode	Amount(₹)	Transaction Status	Download
No data available in table						

Showing 0 to 0 of 0 entries

## Fees Payment Steps for Students short listed on the merit list only

Click By SB Collect Reference Number, enter the reference number , Mobile No, security code and submit

**SBI** SB Collect

HOME [TRANSACTION HISTORY](#) FAQ'S CUSTOMER SUPPORT

### Transaction History

By OTP  By Date Range  **By SBCollect Reference Number starting with DU**

**Reference Number \*** \_\_\_\_\_


**Mobile Number**  **DOB**  **Mobile No \*** \_\_\_\_\_

*Please enter the mobile no provided at the time of payment*

**Enter the text as shown in the image \*** \_\_\_\_\_

Select one of the Captcha options\*

Image  Audio  
Captcha      Captcha



**Submit**

### Transaction Details

*( In Case of payment mode as Branch/NEFT/RTGS, Please submit the payment challan at your branch)*

Reference No	Payee Name	Transaction Date	Payment Mode	Amount(₹)	Transaction Status	Download
No data available in table						

Showing 0 to 0 of 0 entries